

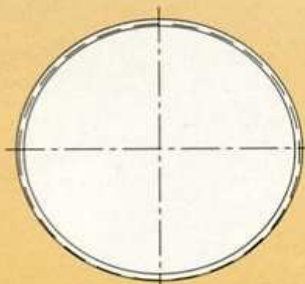



GRUPPO CARTOTECNICO

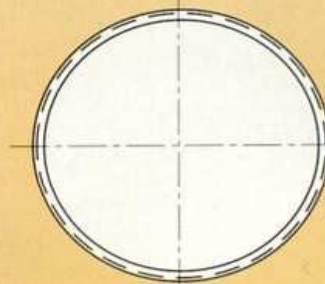
## CESTELLI - TUBS

Prodotto - Product

Tipo	A	B	C	Cont. ml. *	Ø Coperchio abbinato tipo SNAP-ON
S19	79.1	64.5	65.1	200	79.0
S50	97.2	106.0	74.0	525	98.0
S94	118.6	123.0	95.2	940	118.0
S105	118.3	142.0	87.8	1050	118.0



COPERCHIO  
SNAP ON NON IMPILABILE



COPERCHIO  
SNAP ON IMPILABILE

